

Make pompoms of different colours using wool or thin strips of fabric. Print and cut out the face pictures below, or use other craft items such as mini pompoms, buttons or googly eyes to create sheep faces. Popsicle sticks, coloured card, clothes pegs, or other materials can be used for legs.

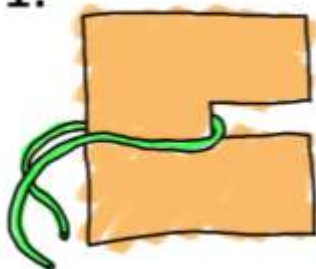
You could also use paper fans, cupcake papers, doilies, cotton wool, fabric, or other crafty bits-and-bobs for the sheep bodies.

Easy Pompoms

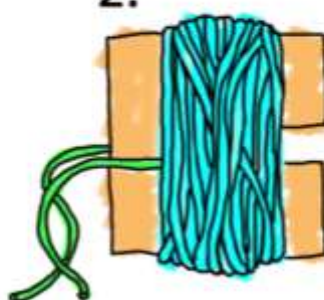
There are many different ways to make pompoms, and instructions are easy to find with a quick search on the internet.

Here's one way that is particularly easy for little hands.


1.



2.




3.



4.





#7